

Introduced May 5th, 1980 by  
Councilman Martinez, seconded by  
Councilman Singletary

Item Number 80-5-165

Amended: May 27th, 1980

ORDINANCE NO. 1268

Municipal Employees Civil Service Pay Plan

An Ordinance repealing and substituting for Ordinance Number 1167,  
adopted May 8th, 1979, a pay plan for Municipal Employees Civil  
Service of the City of Slidell.

BE IT ORDAINED by the Slidell City Council, in legal session convened,

that:

SECTION 1. The pay plan for the Municipal Employees Civil Service of  
the City of Slidell is hereby enacted as follows:

CLASS CODE	CLASS TITLE	MSPG
2000	Clerk	1
0061	Custodial Worker	1
1003	Dispatcher, Automotive	1
0101	Head Tennis Court Attendant	1
0060	Laborer	1
0091	Maintenance Worker	1
1402	Messenger	1
0102	Tennis Court Attendant	1
0050	Waste Collector	1
1302	Assistant TV Technician	2
1401	Water Meter Reader	2
0030	Equipment Operator I	3
1201	Traffic Sign Technician	3
0402	City Services Clerk	4
0033	Construction Worker Helper	4
8002	Humane Assistant	4
8004	Humane Coordinator	4
0085	Electrician Helper	4
0072	Lab Technician	4
9002	Mechanic Helper	4
2004	Office Clerk	4
2003	Permit Clerk	4
1301	Mobile TV Technician	4

	CLASS CODE	CLASS TITLE	MSPG
1			
2			
3			
4	0704	Cashier	5
5			
6	2001	Clerk Typist	5
7			
8	0703	Accounting Clerk	6
9			
10	8003	Assistant Super. of Animal Control	6
11			
12	0090	General Maintenance Worker	6
13			
14	0903	Insurance Clerk	6
15			
16	0073	Sewerage Plant Attendant	6
17			
18	0802	Data Processing Clerk	7
19			
20	0702	Accounts Payable Clerk	8
21			
22	0601	Deputy Sales Tax Collector	8
23			
24	0701	Head Cashier	8
25			
26	3001	Secretary	8
27			
28	1101	Cement Mason	8
29			
30	0202	Draftsman	9
31			
32	3002	Legal Secretary	9
33			
34	0801	Assistant Super. of Data Processing	11
35			
36	0032	Construction Worker	11
37			
38	9001	Mechanic I	11
39			
40	0901	Personnel Assistant	11
41			
42	9003	Pump Mechanic	11
43			
44	0700	Assistant of Finance Director	12
45			
46	0071	Assistant Sewerage Plant Attendant	12
47			
48	0203	Engineering Assistant	12
49			
50	0031	Equipment Operator II	12
51			
52	0502	Warehouseman II	12
53			
54	0302	Buyer	13
55			
56	0021	Foreman, Labor	14
57			
58	9004	Mechanic II	14
59			
60	1501	Planning Technician	14
61			
62	0301	Purchasing Agent	14
63			
64	0083	Electrician I	14
65			
66	0011	Assistant Super. of Sewerage and Water	15
67			
68			

CLASS CODE	CLASS TITLE	MSPG
0084	Electrician II	16
0900	Civil Service Personnel Director	17
0080	Code Enforcement Officer	17
1500	Planner	17
0081	Electrical Inspector	20
0082	Plumbing Inspector	20

(See attached Schedule of Pay Ranges for detailed Pay Plan)

SECTION 2. All ordinances or parts of ordinances in conflict herewith are hereby repealed.

SECTION 3. If any provisions or items of this ordinance or the application thereof is held invalid, such invalidity shall not affect other provisions, items or applications of this ordinance which can be given effect without the invalid provisions of this ordinance are hereby declared severable.

SECTION 4. The provisions of this ordinance shall be effective July 1st, 1980.

SECTION 5. An implementation order for the Municipal Employees Civil Service Pay Plan. The rate of pay to be assigned upon implementation will be according to the following formula:

a. If the amount of the adjustment from the hourly rate of the current step in the old plan to the hourly rate of the next highest step in the new plan is less than half of the difference between the hourly rate of the step in the new plan adjusted to and the hourly rate of the next higher step, then one step in addition to the adjustment shall be granted.

b. If the amount of the adjustment from the hourly rate of the current step in the old plan to the hourly rate of the next highest step in the new plan is half or more of the difference between the hourly rate of the step in the new plan adjusted to and the hourly rate of the next higher step, then only the adjustment shall be granted.

c. Those employees with three (3) years or more of municipal service as of the date of implementation shall be granted a one time gift of one (1) additional step in the new plan.

d. The implementation is predicated on the hourly rate of pay existing in the old plan as of the date of implementation.


ADOPTED this 27th day of May, 1980.


**DELIVERED** 5-28-80


2:15<sup>P</sup><sub>M</sub> to the Mayor

**RECEIVED**

10:45<sup>A</sup><sub>M</sub> 6-2-80  
from the Mayor

  
John Swenson CMC  
Clerk of the Council

  
Joe Martinez  
Councilman-at-Large  
President of the Council

  
M. W. Hart  
Mayor

1  
2  
3  
4  
5  
6  
7  
8  
9  
10  
11  
12  
13  
14  
15  
16  
17  
18  
19  
20  
21  
22  
23  
24  
25  
26  
27  
28  
29  
30  
31  
32  
33  
34  
35  
36  
37  
38  
39  
40  
41  
42  
43  
44  
45  
46  
47  
48  
49  
50  
51  
52  
53  
54  
55  
56  
57  
58  
59  
60  
61  
62  
63  
64  
65  
66  
67  
68

CITY OF SIDDELL  
PAY PLAN SCHEDULE

SCHEDULE OF PAY RANGES SHOWING MONTHLY, HOURLY AND ANNUAL SALARIES  
BASED ON A STANDARD 40-HOUR WORK WEEK

	STEP 1	STEP 2	STEP 3	STEP 4	STEP 5	STEP 6	STEP 7	STEP 8	STEP 9	STEP 10	STEP 11	STEP 12	STEP 13	STEP 14	STEP 15	
NSPG- 1	\$ 593 3.43 7116	\$ 619 3.58 7428	\$ 647 3.74 7764	\$ 676 3.90 8112	\$ 706 4.08 8472	\$ 738 4.26 8856	\$ 776 4.48 9312	\$ 814 4.70 9768	\$ 855 4.94 10260	\$ 898 5.19 10776	\$ 943 5.45 11316	\$ 990 5.72 11880	\$ 1040 6.00 12480	\$ 1091 6.30 13092	\$ 1146 6.62 13752	\$ 1191 6.95 14436
NSPG- 2	619 3.58 7428	647 3.74 7764	676 3.90 8112	706 4.08 8472	738 4.26 8856	776 4.48 9312	814 4.70 9768	855 4.94 10260	898 5.19 10776	943 5.45 11316	990 5.72 11880	1040 6.00 12480	1091 6.30 13092	1146 6.62 13752	1203 6.95 14436	
NSPG- 3	647 3.74 7764	676 3.90 8112	706 4.08 8472	738 4.26 8856	776 4.48 9312	814 4.70 9768	855 4.94 10260	898 5.19 10776	943 5.45 11316	990 5.72 11880	1040 6.00 12480	1091 6.30 13092	1146 6.62 13752	1203 6.95 14436	1264 7.30 15168	
NSPG- 4	676 3.90 8112	706 4.08 8472	738 4.26 8856	776 4.48 9312	814 4.70 9768	855 4.94 10260	898 5.19 10776	943 5.45 11316	990 5.72 11880	1040 6.00 12480	1091 6.30 13092	1146 6.62 13752	1203 6.95 14436	1264 7.30 15168	1327 7.66 15924	
NSPG- 5	706 4.08 8472	738 4.26 8856	776 4.48 9312	814 4.70 9768	855 4.94 10260	898 5.19 10776	943 5.45 11316	990 5.72 11880	1040 6.00 12480	1091 6.30 13092	1146 6.62 13752	1203 6.95 14436	1264 7.30 15168	1327 7.66 15924	1393 8.04 16716	
NSPG- 6	738 4.26 8856	776 4.48 9312	814 4.70 9768	855 4.94 10260	898 5.19 10776	943 5.45 11316	990 5.72 11880	1040 6.00 12480	1091 6.30 13092	1146 6.62 13752	1203 6.95 14436	1264 7.30 15168	1327 7.66 15924	1393 8.04 16716	1462 8.44 17544	
NSPG- 7	776 4.48 9312	814 4.70 9768	855 4.94 10260	898 5.19 10776	943 5.45 11316	990 5.72 11880	1040 6.00 12480	1091 6.30 13092	1146 6.62 13752	1203 6.95 14436	1264 7.30 15168	1327 7.66 15924	1393 8.04 16716	1462 8.44 17544	1535 8.86 18420	

CITY OF SLIDELL

PAY PLAN SCHEDULE

SCHEDULE OF PAY RANGES SHOWING MONTHLY, HOURLY AND ANNUAL SALARIES  
 BASED ON A STANDARD 40 HOUR WORK WEEK

	STEP 1	STEP 2	STEP 3	STEP 4	STEP 5	STEP 6	STEP 7	STEP 8	STEP 9	STEP 10	STEP 11	STEP 12	STEP 13	STEP 14	STEP 15
MSPG-8	\$ 814	\$ 855	\$ 898	\$ 943	\$ 990	\$ 1040	\$ 1091	\$ 1146	\$ 1203	\$ 1264	\$ 1327	\$ 1393	\$ 1462	\$ 1535	\$ 1612
	4.70	4.94	5.19	5.45	5.72	6.00	6.30	6.62	6.95	7.30	7.66	8.04	8.44	8.86	9.30
	9768	10260	10776	11316	11880	12480	13092	13752	14436	15168	15924	16716	17544	18420	19344
MSPG-9	855	898	943	990	1040	1091	1146	1203	1264	1327	1393	1462	1535	1612	1692
	4.94	5.19	5.45	5.72	6.00	6.30	6.62	6.95	7.30	7.66	8.04	8.44	8.86	9.30	9.77
	10260	10776	11316	11880	12480	13092	13752	14436	15168	15924	16716	17544	18420	19344	20304
MSPG-10	898	943	990	1040	1091	1146	1203	1264	1327	1393	1462	1535	1612	1692	1777
	5.19	5.45	5.72	6.00	6.30	6.62	6.95	7.30	7.66	8.04	8.44	8.86	9.30	9.77	10.26
	10776	11316	11880	12480	13092	13752	14436	15168	15924	16716	17544	18420	19344	20304	21324
MSPG-11	943	990	1040	1091	1146	1203	1264	1327	1393	1462	1535	1612	1692	1777	1866
	5.45	5.72	6.00	6.30	6.62	6.95	7.30	7.66	8.04	8.44	8.86	9.30	9.77	10.26	10.77
	11316	11880	12480	13092	13752	14436	15168	15924	16716	17544	18420	19344	20304	21324	22392
-12	990	1040	1091	1146	1203	1264	1327	1393	1462	1535	1612	1692	1777	1866	1959
	5.72	6.00	6.30	6.62	6.95	7.30	7.66	8.04	8.44	8.86	9.30	9.77	10.26	10.77	11.31
	11880	12480	13092	13752	14436	15168	15924	16716	17544	18420	19344	20304	21324	22392	23508
MSPG-13	1040	1091	1146	1203	1264	1327	1393	1462	1535	1612	1692	1777	1866	1959	2054
	6.00	6.30	6.62	6.95	7.30	7.66	8.04	8.44	8.86	9.30	9.77	10.26	10.77	11.31	11.85
	12480	13092	13752	14436	15168	15924	16716	17544	18420	19344	20304	21324	22392	23508	24648
MSPG-14	1091	1146	1203	1264	1327	1393	1462	1535	1612	1692	1777	1866	1959	2054	2148
	6.30	6.62	6.95	7.30	7.66	8.04	8.44	8.86	9.30	9.77	10.26	10.77	11.31	11.85	12.40
	13092	13752	14436	15168	15924	16716	17544	18420	19344	20304	21324	22392	23508	24648	25776

CITY OF SLIDELL

PAY PLAN SCHEDULE

SCHEDULE OF PAY RANGES SHOWING MONTHLY, HOURLY AND ANNUAL SALARIES  
 BASED ON A STANDARD 40 HOUR WORK WEEK

	STEP 1	STEP 2	STEP 3	STEP 4	STEP 5	STEP 6	STEP 7	STEP 8	STEP 9	STEP 10	STEP 11	STEP 12	STEP 13	STEP 14	STEP 15
MSPG-15	\$ 1146 6.62 13752	\$ 1203 6.95 14436	\$ 1264 7.30 15168	\$ 1327 7.66 15924	\$ 1393 8.04 16716	\$ 1462 8.44 17544	\$ 1535 8.86 18420	\$ 1612 9.30 19344	\$ 1692 9.77 20304	\$ 1777 10.26 21324	\$ 1866 10.77 22392	\$ 1959 11.31 23508	\$ 2054 11.85 24648	\$ 2148 12.40 25776	\$ 2246 13.56 26952
MSPG-16	1203 6.95 14436	1264 7.30 15168	1327 7.66 15924	1393 8.04 16716	1462 8.44 17544	1535 8.86 18420	1612 9.30 19344	1692 9.77 20304	1777 10.26 21324	1866 10.77 22392	1959 11.31 23508	2054 11.85 24648	2148 12.40 25776	2246 13.56 26952	2349 14.18 28188
MSPG-17	1264 7.30 15168	1327 7.66 15924	1393 8.04 16716	1462 8.44 17544	1535 8.86 18420	1612 9.30 19344	1692 9.77 20304	1777 10.26 21324	1866 10.77 22392	1959 11.31 23508	2054 11.85 24648	2148 12.40 25776	2246 13.56 26952	2349 14.18 28188	2457 14.84 29484
MSPG-18	1327 7.66 15924	1393 8.04 16716	1462 8.44 17544	1535 8.86 18420	1612 9.30 19344	1692 9.77 20304	1777 10.26 21324	1866 10.77 22392	1959 11.31 23508	2054 11.85 24648	2148 12.40 25776	2246 13.56 26952	2349 14.18 28188	2457 14.84 29484	2571 15.52 30852
MSPG-19	1393 8.04 16716	1462 8.44 17544	1535 8.86 18420	1612 9.30 19344	1692 9.77 20304	1777 10.26 21324	1866 10.77 22392	1959 11.31 23508	2054 11.85 24648	2148 12.40 25776	2246 13.56 26952	2349 14.18 28188	2457 14.84 29484	2571 15.52 30852	2690 16.25 32280
MSPG-20	1462 8.44 17544	1535 8.86 18420	1612 9.30 19344	1692 9.77 20304	1777 10.26 21324	1866 10.77 22392	1959 11.31 23508	2054 11.85 24648	2148 12.40 25776	2246 13.56 26952	2349 14.18 28188	2457 14.84 29484	2571 15.52 30852	2690 16.25 32280	2815 17.01 33780
MSPG-21	1535 8.86 18420	1612 9.30 19344	1692 9.77 20304	1777 10.26 21324	1866 10.77 22392	1959 11.31 23508	2054 11.85 24648	2148 12.40 25776	2246 13.56 26952	2349 14.18 28188	2457 14.84 29484	2571 15.52 30852	2690 16.25 32280	2815 17.01 33780	2947 17.76 35364

CITY OF SLIDELL

PAY PLAN SCHEDULE

SCHEDULE OF PAY RANGES SHOWING MONTHLY, HOURLY AND ANNUAL SALARIES  
 BASED ON A STANDARD 40 HOUR WORK WEEK

	STEP 1	STEP 2	STEP 3	STEP 4	STEP 5	STEP 6	STEP 7	STEP 8	STEP 9	STEP 10	STEP 11	STEP 12	STEP 13	STEP 14	STEP 15
NSPG-22	\$ 1612	\$ 1692	\$ 1777	\$ 1866	\$ 1959	\$ 2054	\$ 2143	\$ 2246	\$ 2349	\$ 2457	\$ 2571	\$ 2690	\$ 2815	\$ 2947	\$ 3085
	9.30	9.77	10.26	10.77	11.31	11.85	12.40	12.96	13.56	14.18	14.84	15.52	16.25	17.01	17.80
	19344	20304	21324	22392	23508	24648	25776	26952	28188	29484	30852	32280	33780	35364	37020
NSPG-23	1692	1777	1866	1959	2054	2148	2246	2349	2457	2571	2690	2815	2947	3085	3230
	9.77	10.26	10.77	11.31	11.85	12.40	12.96	13.56	14.18	14.84	15.52	16.25	17.01	17.80	18.64
	20304	21324	22392	23508	24648	25775	26952	28188	29484	30852	32280	33780	35364	37020	38760
NSPG-24	1777	1866	1959	2054	2148	2246	2349	2457	2571	2690	2815	2947	3085	3230	3381
	10.26	10.77	11.31	11.85	12.40	12.96	13.56	14.18	14.84	15.52	16.25	17.01	17.80	18.64	19.51
	21324	22392	23508	24648	25775	26952	28188	29484	30852	32280	33780	35364	37020	39860	40572
NSPG-25	1866	1959	2054	2148	2246	2349	2457	2571	2690	2815	2947	3085	3230	3381	3539
	10.77	11.31	11.85	12.40	12.96	13.56	14.18	14.84	15.52	16.25	17.01	17.80	18.64	19.51	20.42
	22392	23508	24648	25775	26952	28188	29484	30852	32280	33780	35364	37020	39860	40572	42468
NSPG-26	1959	2054	2148	2246	2349	2457	2571	2690	2815	2947	3085	3230	3381	3539	3703
	11.31	11.85	12.40	12.96	13.56	14.18	14.84	15.52	16.25	17.01	17.80	18.64	19.51	20.42	21.36
	23508	24648	25775	26952	28188	29484	30852	32280	33780	35364	37020	39860	40572	42468	44436
NSPG-27	2054	2148	2246	2349	2457	2571	2690	2815	2947	3085	3230	3381	3539	3703	3874
	11.85	12.40	12.96	13.56	14.18	14.84	15.52	16.25	17.01	17.80	18.64	19.51	20.42	21.36	22.35
	24648	25775	26952	28188	29484	30852	32280	33780	35364	37020	39860	40572	42468	44436	46488



CITY OF SLIDELL

PAY PLAN SCHEDULE

SCHEDULE OF PAY RANGES SHOWING MONTHLY, HOURLY AND ANNUAL SALARIES  
 BASED ON A STANDARD 40 HOUR WORK WEEK

	STEP 1	STEP 2	STEP 3	STEP 4	STEP 5	STEP 6	STEP 7	STEP 8	STEP 9	STEP 10	STEP 11	STEP 12	STEP 13	STEP 14	STEP 15
MSPG-28	\$ 2148	\$ 2246	\$ 2349	\$ 2457	\$ 2571	\$ 2690	\$ 2815	\$ 2947	\$ 3085	\$ 3230	\$ 3381	\$ 3539	\$ 3703	\$ 3874	\$ 4051
	12.40	12.96	13.56	14.18	14.84	15.52	16.25	17.01	17.80	18.64	19.51	20.42	21.36	22.35	23.37
	25775	26952	28188	29484	30852	32280	33780	35364	37020	39860	40572	42468	44436	46488	48612
MSPG-29	2246	2349	2457	2571	2690	2815	2947	3085	3230	3381	3539	3703	3874	4051	4235
	12.96	13.56	14.18	14.84	15.52	16.25	17.01	17.80	18.64	19.51	20.42	21.36	22.35	23.37	24.43
	26952	28188	29484	30852	32280	33780	35364	37020	39860	40572	42468	44436	46488	48612	50820
MSPG-30	2349	2457	2571	2690	2815	2947	3085	3230	3381	3539	3703	3874	4051	4235	4425
	13.56	14.18	14.84	15.52	16.25	17.01	17.80	18.64	19.51	20.42	21.36	22.35	23.37	24.42	25.53
	28188	29484	30852	32280	33780	35364	37020	39860	40572	42468	44436	46488	48612	50820	53100