



Planning Department

Application for a
FENCE PERMIT
DELIVER OR EMAIL TO:
planningdept@cityofslidell.org

250 Bouscaren St, Ste 203
Slidell, LA 70458
985.646.4320
985.646.4356
planningdept@cityofslidell.org
myslidell.com

A Fence Permit is required before constructing a new fence or structurally altering/replacing an existing fence.

Property Information (REQUIRED)

Street Address: _____

Corner Lot OR Interior Lot In OTPD?

Zoning District: _____

Owner Name: _____

Owner Phone # _____

Owner Email: _____

Fence Contractor (REQUIRED)

Name: _____

Mailing Address: _____

City, State, Zip: _____

Phone # _____

Email: _____

City/State License # _____

Application Signatures (REQUIRED)

Property Owner Fence Contractor

Signature of Applicant Date

Signature of Owner, if not applicant Date

❖ **An approved Fence Permit will expire six (6) months from the date it is approved.**

Approved	By:	Fee \$
Not Approved	Date:	Permit #

Fence Information (REQUIRED)

Location(s): Front Yard Rear or Side Yard
Type(s): Solid (cannot see through) Not solid (can see through)

Material(s)* Chain Link Masonry Metal
 Vinyl Wood Other: _____

**Barbed wire, razor-ribbon, and corrugated sheet metal are not allowed*

Height: _____ feet Cost: \$ _____ Linear Feet: _____

Drawings (REQUIRED)

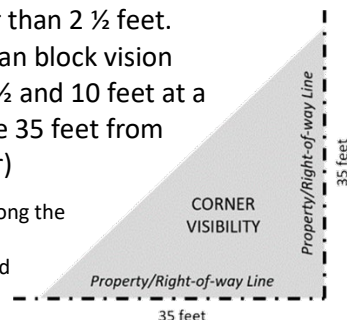
- Plot or site plan:** In the space provided on the back of this page, or on an attached site plan, draw the:
 - Property lines
 - Primary building(s) on the lot
 - Street and other features, such as a canal
 - Location of the proposed fence
 - If applicable, height of different fence sections

- Elevations:** In the space provided on the back of this page, or on an attached elevation drawing, draw the side view of the proposed fence, indicating the:
 - Overall height
 - If applicable, height of solid and not solid areas
 - Structural details for fences over 4' in height.


Restrictions on Fences

- **Front yard:** A fence in the front yard¹ may not be taller than four (4) feet, and any solid portion of the fence may not be taller than 2 ½ feet.
- **Corner lots:** Nothing² can block vision between a height of 2 ½ and 10 feet at a street corner (a triangle 35 feet from the right-of-way corner)


1. This does not apply to a fence along the rear edge of the front yard.
2. Includes fences, walls, plants, and other materials or structures.



Plot Plan showing Fence, Property Lines, Buildings, Street, etc.



Elevation(s) showing side view of Fence



Fence Detail(s) provided separately

Yes No